




Contents lists available at ScienceDirect

## Renewable and Sustainable Energy Reviews

journal homepage: [www.elsevier.com/locate/rser](http://www.elsevier.com/locate/rser)

## Distribution system state estimation-A step towards smart grid

Fiaz Ahmad<sup>a,\*</sup>, Akhtar Rasool<sup>a</sup>, Emre Ozsoy<sup>b</sup>, S. Rajasekar<sup>c</sup>, Asif Sabanovic<sup>a</sup>, Meltem Elitaş<sup>a</sup><sup>a</sup> Faculty of Engineering and Natural Sciences, Sabanci University, Istanbul, Turkey<sup>b</sup> Department of Control and Automation Engineering, Istanbul Technical University, Istanbul, Turkey<sup>c</sup> Smart Energy Division, NEC laboratories, Singapore

## ARTICLE INFO

## Keywords:

Distribution system state estimation  
DSSE  
Smart grid  
Microgrid  
Distributed energy sources (DERs)  
Energy management system  
Distribution management system

## ABSTRACT

State estimation (SE) is well-established at the transmission system level of the electricity grid, where it has been in use for the last few decades and is a most vital component of energy management systems employed in the monitoring and control centers of electric transmission systems. However, its use for the monitoring and control of power distribution systems (DSs) has not yet been widely implemented because DSs have been majorly passive with uni-directional power flows. This scenario is now changing with the advent of smart grid, which is changing the nature of electric distribution networks by embracing more dispersed generation, demand responsive loads, and measurements devices with different data rates. Thus, the development of distribution system state estimation (DSSE) tool is inevitable for the implementation of protection, optimization, and control techniques, and various other features envisioned by the smart grid concept. Due to the inherent characteristics of DS different from those of transmission systems, transmission system state estimation (TSSE) is not applicable directly to DSs. This paper is an attempt to present the state-of-the-art on DSSE as an enabler function for smart grid features. It broadly reviews the development of DSSE, challenges faced by its development, and various DSSE algorithms. Additionally, it identifies some future research lines for DSSE.

## 1. Introduction

SE, after it was first introduced to power systems by Fred Schweppes in 1970 [1], is nowadays an important function in the management and control of the operation of electric transmission networks all over the world. It has strengthened the SCADA systems and eventually led to the development of the EMS [2]. The state estimator obtains the system state using the SCADA measurements, measurements from PMUs [3,4], pseudo-measurements and the topology information [2,3]. After the state is known, various functions of EMS like contingency analysis, security analysis, optimal power flow and other functions can be carried out as shown in Fig. 1. Therefore, SE is the backbone function of TS EMS [5], however, its application to DS was not required. This was due to its passive nature with uni-directional power flows since there was no active generation at this level. However, due to shift towards the smart grid encompassing DG inputs and other features such as DR and DA functions, the shape of the power DS is changing and it is no longer passive due to bi-directional power flows (see, Fig. 2). This establishes a need for bringing DS into the operation circle of monitoring and control, which makes the role of DSSE more significant.

DS and TS differ from one another in many ways, such as DS have high R/X ratios than TSs, imbalances among phases and low availability of real-time measurements. This makes the use of TSSE techniques unsuitable for application to DS. This paper is an attempt to encompass various SE techniques applied to DS by reviewing the relevant literature. Many review papers on the subject can be found with the deficiency of putting various techniques together but not mentioning the adequacy of those techniques for DS. This paper attempts to address this deficiency by mentioning the adequate estimation techniques for DS. It further provides future research directions for DSSE, including intelligent load modeling techniques [6] for pseudo measurement generation [7], event-triggered SE techniques [8], incorporation of smart meter [9] data and micro-synchrophasors ( $\mu$ PMU) [10] data in DSSE, and finally development of advanced energy management systems [6].

This paper is divided into the following sections: Section 2 presents SE and its mathematical formulation. Section 3 discusses the need for DSSE; modification on conventional SE for DSSE; NV- DSSE; BC-DSSE; and comparison of the voltage and branch current-based DSSE. Section 4 discusses the classification of DSSE techniques, Section 5 presents multi-area or distributed DSSE techniques, future

\* Corresponding author.

E-mail addresses: [fiazahmad@sabanciuniv.edu](mailto:fiazahmad@sabanciuniv.edu) (F. Ahmad), [akhtar@sabanciuniv.edu](mailto:akhtar@sabanciuniv.edu) (A. Rasool), [eoosoy@itu.edu.tr](mailto:eoosoy@itu.edu.tr) (E. Ozsoy), [rajasekar\\_s@nec.com.sg](mailto:rajasekar_s@nec.com.sg) (S. Rajasekar), [asif@sabanciuniv.edu](mailto:asif@sabanciuniv.edu) (A. Sabanovic), [melitas@sabanciuniv.edu](mailto:melitas@sabanciuniv.edu) (M. Elitaş).<http://dx.doi.org/10.1016/j.rser.2017.06.071>

Received 27 November 2016; Received in revised form 1 April 2017; Accepted 22 June 2017

1364-0321/ © 2017 Elsevier Ltd. All rights reserved.

**Nomenclature**

SE	State estimation	ACSR	Aluminum Conductor Steel-Reinforced
DSSE	Distribution system state estimation	Y-type	Star-connected
TSSE	Transmission system state estimation	$\Delta$ -type	Delta-connected
DS	Distribution system	FA	Firefly
DN	Distribution network	PCC	Point of common coupling
TS	Transmission system	RMSE%	Percent-Root means square error
DER	Distributed Energy resource	WLAV	Weighted-Least-Absolute-Value
SCADA	Supervisory Control and Data Acquisition	SHGM	Schweppes-Huber-generalized M-estimator
EMS	Energy management system	IRLS	Iterative reweighted least squares
PMU	Phasor measurement unit	DSE	Dynamic SE
$\mu$ PMU	Micro-phasor measurement unit	FASE	Forecast-aided state estimation
DG	Distributed generator	ANN	Artificial Neural Network
DR	Demand response	EKF	Extended Kalman filter
DA	Distribution automation	UKF	Unscented Kalman filter
R/X	Resistance-to-reactance	LSE	Local state estimator
BC-DSSE	Branch-current-based DSSE	MASE	Multi-area state estimation
NV-DSSE	Node-voltage-based DSSE	BSE	Bi-linear state estimation
RTU	Remote terminal unit	ML	Machine learning
PDC	Phasor data concentrator	EM	Expectation maximization
WLS	Weighted least squares	RBA	Recursive Bayesian approach
DMS	Distribution management system	SOR	Successive-over-relaxation
DC	Direct current	MV	Medium voltage
MSE	Microgrid state estimator	GPS	Global positioning system
		AMI	Advanced metering infrastructure
		ADMS	Advanced distribution management system

research directions in DSSE, outlining five areas of active research on DSSE, are briefly discussed in [Section 6](#), and finally [Section 7](#) concludes the paper.

## 2. State estimation in power systems

System state is the minimum set of variables that can be used to completely define the power system using network topology and impedance parameters, e.g. complex node voltages or branch currents could be considered as system state [3]. SE is the process of determining the system state using system measurements based on minimization of certain statistical criteria (e.g. Least Squares) [1]. The major objectives of SE are the following [11,12]:

1. Bad measurement data detection;

2. Smoothing out of small errors;

3. Detection of topology errors i.e. wrong switch statuses;

4. Provision of estimates for unmonitored parts of the system.i.e. filling in meter measurements for missing or delayed measurements;

5. Estimation of network parameters based on redundancy in measurements.

Four main processes are carried out by the TSSE present in the EMS [2,3] as depicted in [Fig. 3](#). Topology processing uses network parameters such as circuit breaker and switch status information and updates the network topology. It makes sure that the correct topology information is used in the SE process [13,14]. Other works on topology processor can be found in [15,16]. Observability analysis determines whether the measurements are sufficient to carry out the SE. To ensure the observability, measurements based on historical load data, called

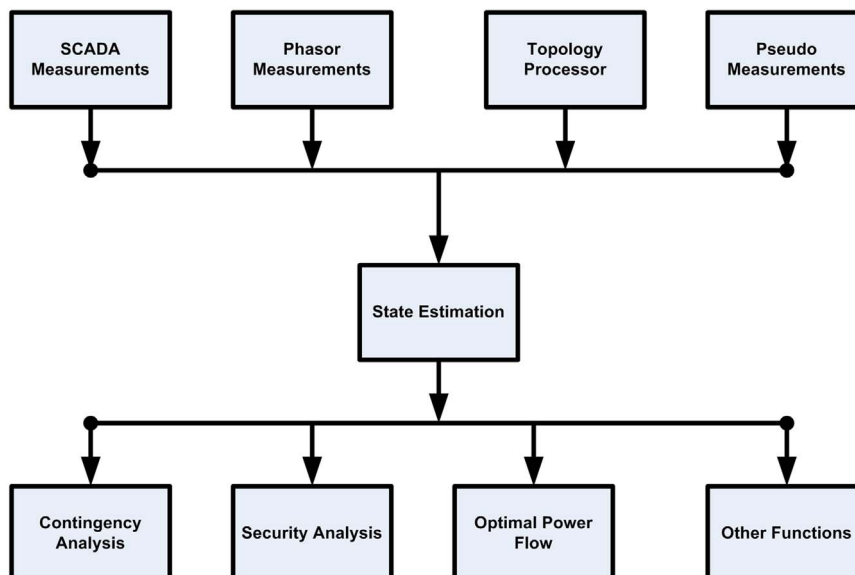


Fig. 1. Role of SE in EMS/SCADA.

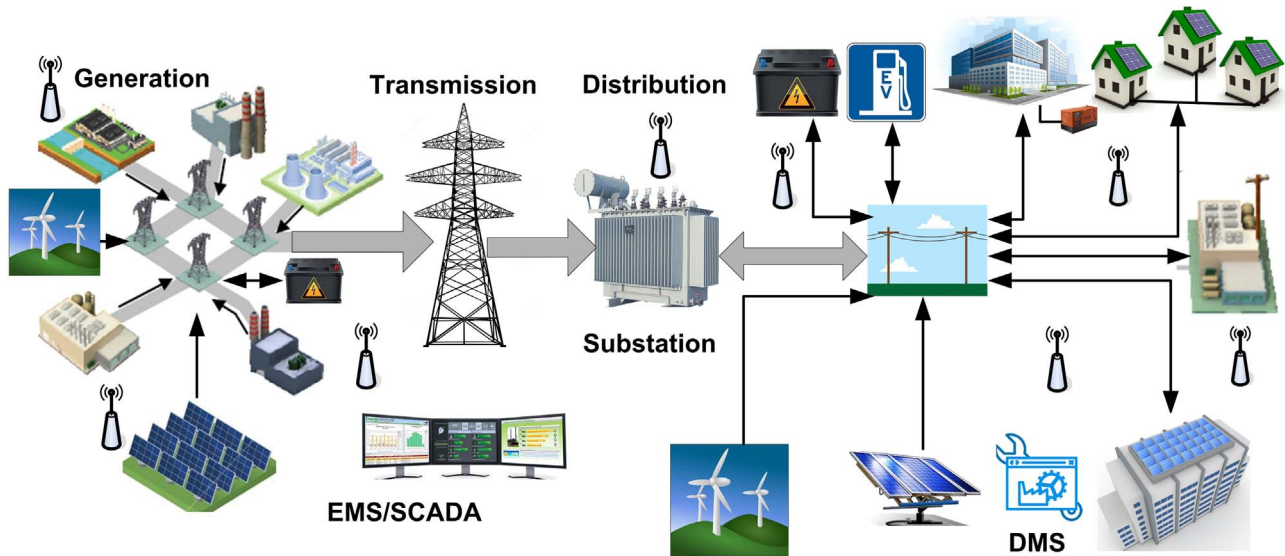


Fig. 2. The smart grid and active DS.

pseudo measurements, and zero injection measurements, known as virtual measurements, are used. A Null space method for observability analysis can be found in [17]. The bad data processor is another important function of SE, which processes the measurements and detects the erroneous measurements which get corrupted due to reasons such as communication network failures or dropped measurement packets. It detects and eliminates the gross measurement errors subject to the presence of sufficient measurement redundancy. More about bad data processing and elimination can be found in [18–23]. Finally, the system state is obtained by the state estimator using the processed measurements and results from observability analyzer and topology processor [3,24]. The layout of the EMS/SCADA system is shown in Fig 1. EMS is used to monitor and control the operation of a power system, in which SE plays an important role. The measurement data is received from devices such as RTUs, and more recently, PDCs [3]. These measurements, along with other measurements (pseudo measurements and virtual measurements) and information from the observability analysis and the topology processor, are used to estimate the system state. This state is used by the supervisory control system to generate control sequence for the switchgear (circuit breakers) as shown in Fig. 3.

### 2.1. Conventional SE problem formulation

SE has widely been adopted in industry and has attained much research attention over the last few decades [25,26].

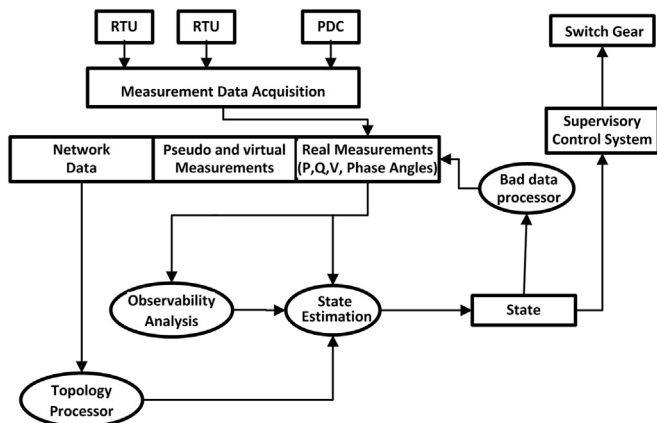


Fig. 3. SE process.

The measurement model  $\mathbf{z}$  is given in Eq. (1) as;

$$\mathbf{z} = \mathbf{h}(\mathbf{x}) + \mathbf{e} \quad (1)$$

Where  $\mathbf{z} \in \mathbb{R}^{m \times 1}$  is the measurements vector having ‘ $m$ ’ measurements (actual, pseudo and virtual) and  $\mathbf{x} \in \mathbb{R}^{L \times 1}$  ( $L=2N-1$ , with  $N$  being the number of network buses) is the vector of state variables consisting of node voltage magnitudes and phase angles, and it may include tap positions,  $\mathbf{e} \sim \mathcal{N}(\mathbf{0}, \mathbf{R})$  is the observation noise, with Gaussian distribution of zero mean and covariance matrix  $\mathbf{R}$ , and finally,  $\mathbf{h}(\cdot)$  is a non-linear function vector relating the measurements to the state variables, for instance, power flow equations [2](given in Eqs. (2)–(5)):

$$P_i = V_i \sum_{j=0}^N V_j (G_{ij} \cos \theta_{ij} + B_{ij} \sin \theta_{ij}) \quad (2)$$

$$Q_i = V_i \sum_{j=0}^N V_j (G_{ij} \sin \theta_{ij} - B_{ij} \cos \theta_{ij}) \quad (3)$$

$$P_{ij} = V_i V_j (G_{ij} \cos \theta_{ij} + B_{ij} \sin \theta_{ij}) - G_i V_i^2 \quad (4)$$

$$Q_{ij} = V_i V_j (G_{ij} \sin \theta_{ij} - B_{ij} \cos \theta_{ij}) + B_i V_i^2 \quad (5)$$

The measurement is linearized about an operating point, say  $\mathbf{x}_0$ , using Taylor's series expansion.

$$\mathbf{z} = \mathbf{h}(\mathbf{x}_0) + (\mathbf{x} - \mathbf{x}_0) \left( \frac{\partial \mathbf{h}(\mathbf{x})}{\partial \mathbf{x}} \right) + \mathbf{e}(\mathbf{x}) + h. o. t \quad (6)$$

Where;

$$\Delta \mathbf{z} = \mathbf{z} - \mathbf{h}(\mathbf{x}_0) \quad (7)$$

Hence, after ignoring higher order terms ( $h.o.t$ ) in (6)

$$\Delta \mathbf{z} = \mathbf{H} \Delta \mathbf{x} + \mathbf{e}(\mathbf{x}) \quad (8)$$

Where  $\mathbf{H}$  is the Jacobean matrix and is given by

$$\mathbf{H} = \frac{\partial \mathbf{h}(\mathbf{x})}{\partial \mathbf{x}} \quad (9)$$

The measurement covariance matrix  $\mathbf{R}$  is defined based on the variances of various measurements as;

$$\mathbf{R} = \text{diag}(\sigma_1^2, \sigma_2^2, \dots, \sigma_m^2) \quad (10)$$

Also, the gain matrix is obtained as:

$$\mathbf{G} = \mathbf{H}^T \mathbf{W} \mathbf{H} \quad (11)$$

Where  $\mathbf{W} = \mathbf{R}^{-1}$  is the measurement weight matrix. If the system is fully observable the gain matrix  $\mathbf{G}$  is positive definite and non-singular. This

is ensured by including independent measurements in the measurement set with size greater than the size of state vector, i.e.  $m > L$ .

The WLS formulation for the SE is done as the minimization problem as;

$$\min f = [z - h(x)] \quad (12)$$

Subject to:

$$z = h(x) + e \quad (13)$$

This can be written in the famous WLS objective function form as;

$$\min f = \sum_{n=1}^m W[z - h(x)]^2 \quad \text{Or} \quad \min [z - h(x)]^T W [z - h(x)] \quad (14)$$

Due to a non-linear measurement model, iterative techniques such as the Newton-Raphson method [27] are used to obtain the state estimate.

$$\Delta x = G^{-1} H^T W [z - h(x)] \quad (15)$$

$$x^{k+1} = x^k + \Delta x^{k+1} \quad (16)$$

Where  $k$  is the iteration count for SE process. Once the state is determined, bad data analysis can be performed using some statistical measures such as largest normalized residual test [28]. This method is mostly applied in TSSE. Eq. (15) is normally referred to as Normal Equation in the literature.

### 3. Distribution system state estimation (DSSE)

Research on DSSE began near 1990 [29–32]. The research motivation for DSSE came due to various reasons. The following sections describe the need for DSSE, and its various formulations available in the literature.

#### 3.1. Need for DSSE

DSSE will play a central role in the implementation of smart grid features such as DA, DR and increased involvement of renewable energy sources and hybrid electric vehicles. Thus, distribution grid will become an active network that will be more dynamic compared to the current passive DS. Due to fast changing dynamics, an efficient monitoring and control has to be developed incorporating the smart grid features. The conventional SE techniques applied to TSs, are not directly applicable to the DNs because they differ in the following ways [3,24,33];

##### 3.1.1. High R/X ratios

Electric DNs, due to low voltage levels and comparatively shorter lengths, have higher R/X ratios than the TSs. Therefore, DSs cannot be

modeled and analyzed as TSs due to the fact that the assumptions made for these networks are not true for DNs. Iterative algorithms that use the Newton-Raphson simply do not converge for networks with higher R/X ratios. Moreover, for such networks, DC approximation and decoupled power-flow solutions also becomes invalid [11,34–36]. A lineplot for different cross-sectional areas of ACSR cables, for both TSs and DSs data given in [37,38], is shown in Fig. 4. A separator is used to distinguish the two systems using R/X ratios. This characteristic shows why state estimators developed for transmission networks fail to work for DSs.

##### 3.1.2. Low real-measurements availability

Unlike TS, real-time measurements are very limited in DS and are not enough for the observability analysis required in the estimation process. The conventional SE assumes the system to be over-determined by having redundant measurements but DSs are under-determined. Various attempts have been made to solve this measurement scarcity problem in DSs by generating pseudo measurements using load data. Greater proportion of pseudo measurements compared to the real-time measurements can compromise the accuracy of DSSE. To improve the accuracy of DSSE algorithm, many intelligent load estimation techniques have been proposed in the literature (see, Section 6.1). However, data from recent vast deployment of smart meters have made it possible to develop accurate DSSE algorithms (see, Section 6.4).

##### 3.1.3. Scalability and complexity

The DS are complex as they depend on the area network. Rural area DNs are less dense as compared to those in urban areas. The more the density of the DN, the more its complexity. Thus, distributed or multi-area DSSE techniques should be developed that are efficient and scalable to achieve all sort of complexities (see, Section 5).

##### 3.1.4. Complex measurement functions

The measurements available at feeders are current and power injections. Direct voltage and power measurements are rarely available, which complicates the measurements functions. Recently PMUs or  $\mu$ PMUs have been researched for DSs which provide direct measurements of voltage and current phasors thereby eliminating the non-linearity of measurement functions (see, Section 6.3).

##### 3.1.5. Unbalanced phases

In DS, it is very common to have three phase imbalances. The conventional SE works on the assumption of positive sequence or three phase balanced network where three phase models are not needed. However, these methods cannot be applied if there are phase imbalances which is a common scenario in DS.

#### 3.2. Modification on conventional SE for DSSE

The distinctive characteristics of DSs are making them different from the TSs. Therefore, the SE techniques applicable to TSs are not applicable to DSs in their original form and requires modification. In the literature, many papers have built upon by making the conventional techniques work for DS. Papers in the literature can be categorized in the following four classes based on the nature of such modification.

##### 3.2.1. Adapting WLS based TSSE to DSSE

In the literature, some modifications on WLS TSSE are given. An SE technique, which uses available set of remote measurements (voltages, real and reactive power and substations currents) along with statistical load data of distribution transformers, is proposed in [29]. Similar SE techniques with three phase details are presented in [30] and [31]. The work in [31] used synchronized measurements along with asymmetric model of DS. A 3-phase fast decoupled state estimator is proposed in [39]. The advantage of this approach is that the gain matrix stays

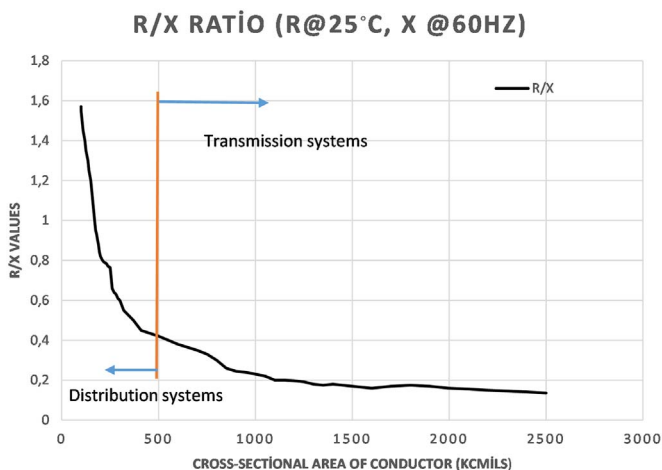


Fig. 4. R/X ratios for TSs and DSs.



constant and symmetric which reduces the computational burden. The disadvantage of all these methods is that they lack robustness and will not converge to a unique solution in the presence of bad measurements (e.g. measurements majorly corrupted by noise) [40].

### 3.2.2. Load estimation

A few authors have discussed load estimation for DSSE due to the fact that metered measurements are very limited in DS, which are not sufficient to ensure observability. Therefore, pseudo measurements are used to solve the problem of observability. Since DSSE algorithms have to rely more on pseudo-measurements, the authors in [41] propose DSSE which increases the accuracy of these measurements by taking into account the three-phase details and limited availability of real-time measurements. Authors in [42], used WLS-based DSSE algorithm to estimate both star-connected (or Y-type) and delta-type loads in a real-life radial DS. Although this algorithm works better for the radial system, but it doesn't take into account the DG penetration, which is changing the shape of the DN from radial to meshed configuration. To account for this, a modification on [42], is proposed in [43], in which the voltages measurements and meshed network topologies (due to enhanced DG penetration) are incorporated.

### 3.2.3. Phase imbalance problem

Another problem with DS is phase imbalances that exists in practice. This has to be considered in order to perform accurate SE. A few papers have been built on this problem such as [32,44,45]. These SE methods work with phase imbalances and with high R/X ratios, where the conventional WLS approaches fail to provide a solution. To apply conventional WLS methods, a current-based SE is proposed in [32]. Branch current formulation is considered instead of node voltage based formulation because the per-phase decoupling of the Jacobian matrix  $\mathbf{H}$  is possible. This makes it possible to treat each phase as an independent SE problem and thus helps in the application of conventional WLS method to unbalanced DNs.

### 3.2.4. Incorporation of DERs

With shift towards smart grid the DS is changing due to the integration of DERs, and energy storages in the form of flexible structures such as microgrids. To enhance observability of DS, the effect of DERs or microgrid must be incorporated in the SE problem. A microgrid state estimator is proposed in [33], which is based on conventional WLS and incorporates the additional dynamics introduced by DER. It works better with the topology errors but bad data may effect its state estimate. In [46], autonomous SE method is proposed, which takes into account the fast changing topology information due to the presence of DERs. Whenever a DER connects to or disconnects from the DS, it can be detected automatically and the system model is updated. Another WLS and FA-based hybrid DSSE algorithm, that considers substantial penetration of DER, is proposed in [47]. The FA algorithm is a heuristic method, which is employed to increase the estimation accuracy. Another similar study can be found in [48], in which the authors extended the DSSE algorithm for identifying unexpected power-injections of DERs and/or Microgrids (both active and reactive) at PCC. The estimates help the system operator in taking proper actions by comparing the estimated injections with real values.

### 3.3. Node-voltage-based state estimation

In the NV-DSSE, complex node-voltages are considered as state variables. The state variables can be either expressed in polar-coordinates such as  $\mathbf{x} = [\theta_2, \theta_3, \dots, \theta_N, V_1, V_2, \dots, V_N]$ , or in rectangular-coordinates containing the real and imaginary parts of node-voltages such as  $\mathbf{x} = [V_1r, V_2r, \dots, V_Nr, V_1x, V_2x, \dots, V_Nx]$ , where  $N$  represents the number of system nodes or buses. The measurement function is given in (1) where  $\mathbf{z}$  is the measurement or observation vector containing measurements of all types that is:

- Real-time non-synchronized measurements such as line power flows, bus power injections, and voltage, and current magnitudes.
- Real-time Synchronized measurements from PMUs such as Voltage and current measurements along with phase angles.
- Pseudo-measurements obtained using statistical load profiles.

In the polar formulation, bus-1 is normally treated as reference bus and its angle is considered zero (i.e.  $\theta_1 = 0$ ). The phase angles of all other buses are measured with respect to this angle therefore ' $\theta_1$ ' is excluded from the state-vector. However, if the PMU measurements are present, ' $\theta_1$ ' may be included as one of the state variable since the reference is not required [49,50]. Later, the system state can be determined by using the WLS approach. In [41], a three-phase state estimator is developed using the NV-DSSE formulation. After the state is determined, the branch currents can easily be calculated using the voltage drops at every node. For more details, the reader may consult studies carried out in [30,51].

### 3.4. Branch-current-based state estimation

In the BC-DSSE method, state variables are complex branch-currents. In this formulation the rectangular coordinates of state variables are used. In the system where there is no PMU available, the state vector solely consists of branch currents (real and imaginary components), i.e.  $\mathbf{x} = [I_1r, I_2r, \dots, I_{N_b}r, I_1x, I_2x, \dots, I_{N_b}x]$ , where  $N_b$  represents the number of branches. However, if PMUs are installed then the state vector will contain the slack bus voltage [52]. In [53], authors propose a BC-DSSE algorithm that considers both traditional SCADA measurements and synchronized measurements from PMUs.

BC-DSSE algorithm consists of the following steps to be carried out at each iteration update [52].

- Conversion of power measurements to equivalent current measurements [32].
- Estimate of branch currents by solving (15).
- Update of state vector using Eq. (16).
- Compute the network node voltages using forward-sweep starting from the slack bus and tracing down the network graph.

The details of forward-sweep algorithm can be found in [44,54].

The BC-DSSE is presented by Mesut Baran in his paper [32] using the WLS-based approach. A few other readings and implementations of this algorithm with slight variations can be found in [55–57].

### 3.5. NV-DSSE and BC-DSSE-comparison

In [58] and [59] the two SE formulations, i.e. NV-DSSE and BC-DSSE, are compared. In [58], the authors present an extensive comparison of the two formulations regarding complexity, numerical stability, convergence, computational expense and sensitivity to measurement weights.

**Table 1**  
NV-DSSE Vs BC-DSSE [32,58].

Property	BC-DSSE	NV-DSSE
Implementation	Simple	Complex
PMUs inclusion	Voltage phasor: complex Current phasor: simple	Voltage phasor: simple Current phasor: complex
Computational time	Less	More
Numerical Stability (Sensitivity to measurement weights)	No	Yes
Influence of PMUs on convergence	No	Yes
Convergence	Good	May not converge
Sensitivity to three-phase power base variation	No	Yes
Phase decoupling	Yes	No

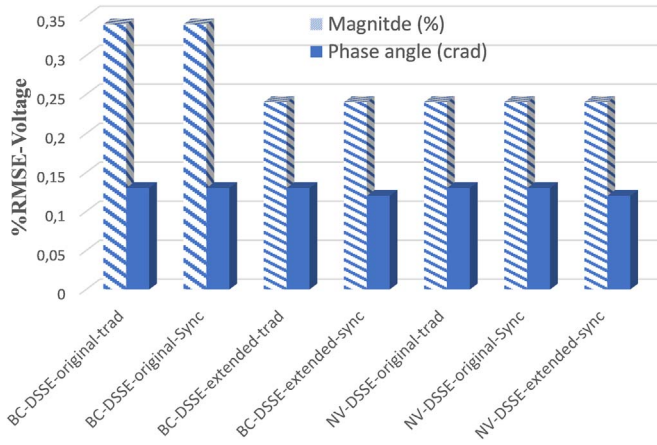


Fig. 5. Percent-RMSE in voltage.

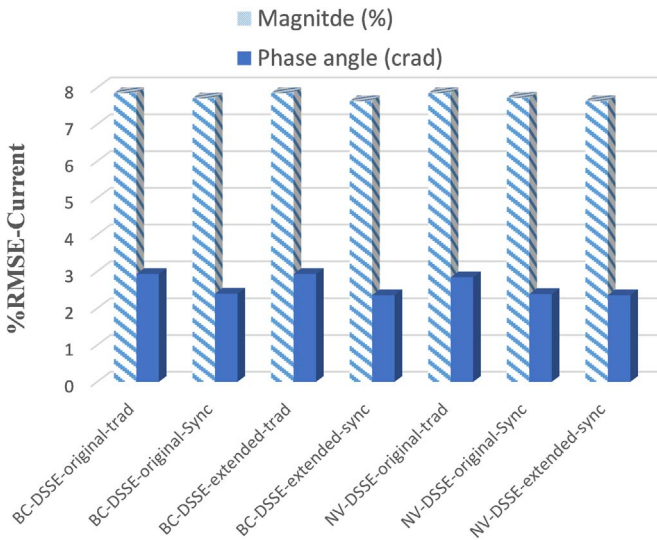


Fig. 6. Percent-RMSE in current.

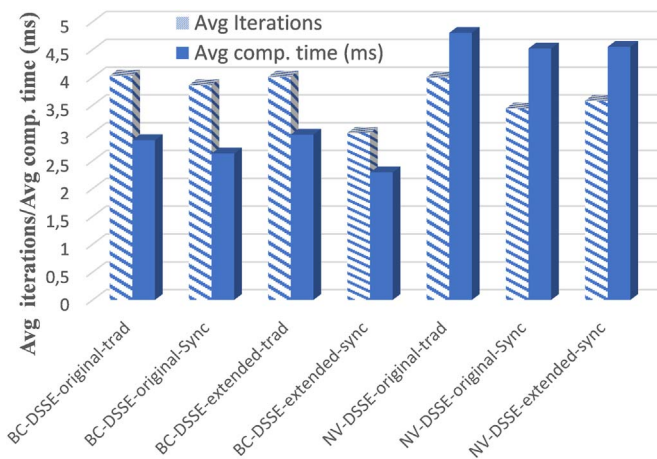


Fig. 7. Average iterations and computational time.

The results are tabulated in Table 1, which justify and endorse the BC-DSSE method as a promising one and emphasize its use in DS as compared to NV-DSSE.

Similar comparison is made in [59] with synchronized measurements from PMUs and traditional (non-synchronized) SCADA measurements. The two SE formulations are compared, based on RMSE%, convergence and computational time, with and without PMU data. BC-DSSE and NV-

DSSE with traditional measurements (and no PMU measurements) are named original-traditional, and original-synchronized when PMU measurements are included. Similarly, the extended BC-DSSE and NV-DSSE algorithms, given in [53] and [50], respectively, are named extended-traditional and extended-synchronized for traditional and PMU measurements, respectively. Comparison results are given in Figs. 5–7. Figs. 5 and 6 show the RMSE% in Voltage and Current respectively, for BC-DSSE and NV-DSSE methods. In Fig. 5, it can be noted that the performance of NV-DSSE (both original and extended) is better than that of the original BC-DSSE algorithm and similar to that of the extended BC-DSSE algorithm in terms of RMSE% of voltage.

However, in terms of RMSE% current (Fig. 6), the performance of both NV-DSSE and BC-DSSE is deemed neutral.

In Fig. 7, the computational comparison of both algorithms show that BC-DSSE algorithms are faster than NV-DSSE algorithms.

#### 4. Classification of DSSE techniques

Based on the time evolution of state vector and measurement model, the DSSE techniques are broadly categorized into two categories, namely Static DSSE, and dynamic (or forecast aided) DSSE.

##### 4.1. Static DSSE techniques

In static SE it is assumed that the state of power system is not changing much between two consecutive state updates. This is called quasi-steady state condition of power system. Static SE techniques have been researched a lot and many techniques can be found in the literature.

Using the measurement in (1) and the normalized residual vector for  $k^{th}$  measurement can be defined as:

$$r_k = \frac{z_k - h(x_k)}{\sigma_k} \quad (17)$$

The objective is to minimize the residual given in (17). Generally this is expressed as [60]:

$$J = \sum_{k=1}^M \zeta_k(r) \quad (18)$$

The function  $\zeta_k(r)$  can be evaluated differently thus producing different estimators such as WLS, WLAV and SHGM. These estimators will be reviewed briefly.

##### 4.1.1. WLS

For WLS algorithm the function  $\zeta_k(r)$  takes the following form:

$$\zeta_k(r) = \frac{1}{2} r_k^2 \quad (19)$$

The objective function to be minimized is given in (14).

##### 4.1.2. WLAV

In this algorithm the function  $\zeta_k(r)$  has the following form:

$$\zeta_k(r) = |r_k| \quad (20)$$

In WLAV, the minimization of the following objective function is required

$$\text{Min}(J(x)) = \left\| R^{-\frac{1}{2}} [z - h(x)] \right\| \quad (21)$$

Further details of this algorithm can be found in [61].

##### 4.1.3. SHGM

This estimator is based on Huber function and represents a good compromise of WLS and WLAV.

$$\zeta_k = \begin{cases} \frac{1}{2} r_k^2, & \text{if } |r_k| \leq a\omega_k \\ a\omega_k - \frac{1}{2} a^2 \omega_k^2, & \text{otherwise} \end{cases} \quad (22)$$

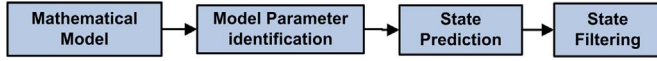


Fig. 8. Steps involved in the DSE process.

This estimator is sensitive to weight parameter ‘ $\omega_k$ ’ and tuning factor ‘ $a$ ’. The solution of this estimator is obtained through IRLS algorithm [2]. In [60], the three algorithms, i.e. WLS, WLAV and SHGM, are compared based on three statistical measures, namely bias, consistency and quality. Based on these measures results are produced and it is shown that WLS gives the best performance and is a preferred choice for DSSE solver. Detailed analysis and simulation results can be found in [60].

#### 4.2. Dynamic DSSE techniques

The previous section discussed SE methods that are static. These methods takes into account single snapshot of measurement data for the state estimate and its evolution over successive measurement instants is disregarded [62,63]. On the other hand, the DSE techniques, or more appropriately the FASE techniques, consider the time evolution of state over time and can track system changes during its normal operation. FASE techniques inherently consists of a forecasting feature which can help provide near real-time monitoring of the system [62,64]. Generally FASE process involves the following four steps as shown in Fig. 8.

##### 4.2.1. Mathematical model

The DSE process considers the following mathematical model [65,66].

$$x_{k+1} = g(x(k), u(k), n(k), k) \quad (23)$$

Here,  $k$  represents the time instant, and  $x(k)$ ,  $u(k)$  and  $n(k)$  are the values of state vector, input vector and process noise at time instant  $k$ . These values are related to the future state vector,  $x_{k+1}$ , through a non-linear vector function  $g(\cdot)$ . Model in (23) is far more complex, therefore following assumptions are made to simplify it for easy implementation [65,66].

- Power system is assumed to be operating in quasi-steady state. In quasi-steady state, the state transition can be considered linear.
- The process noise is modeled as a zero-mean Gaussian distribution with constant covariance  $P$ .

Eq. (23) can be re-written in a simpler form using the above assumptions as:

$$x_{k+1} = F_k x_k + g_k + n_k \quad (24)$$

The system observation model, can be re-written for time instant  $k$  as;

$$z_k = h_k(x_k) + e_k \quad (25)$$

Where  $F_k \in \mathbb{R}^{L \times L}$  is state transition matrix,  $g_k$  is related to trend behavior and state trajectory;  $z_k$  is the measurement vector;  $v_k$  and  $e_k$  are process noise and observation noise respectively, both having a zero-mean Gaussian distribution with covariance matrices  $P$  and  $Q$  respectively. The covariance matrix  $P$  is normally considered to be constant (e.g.  $10^{-6}$ ). The observation model is non-linear and is linearized using Taylor's series as:

$$z_k = H_k x_k + e_k \quad (26)$$

Where  $H_k$  is the Jacobian matrix previously defined in Eq. (9).

##### 4.2.2. Parameter identification

This is the second step of DSE process. In the literature, many authors [64–71] have adopted the Holt-Winters exponential smooth-

ing technique for the identification of  $F_k$  and  $g_k$ . Debs and Larson, in [66], assume a simple state transition model by considering  $F_k$  as an identity matrix and a zero  $g_k$ . This reduces Eq. (24) to a simpler form given by (27). Similar assumption is also applied by the authors in [67,72,73].

$$x_{k+1} = x_k + n_k \quad (27)$$

##### 4.2.3. State prediction

State prediction utilizes the assumed system model and predicts the future values of the state variables. In the literature, there are many algorithms that perform this prediction step, e.g. ANNs [74] and algorithms based on Fuzzy logic [75]. Some authors used auto-regression-based models for state prediction [65].

##### 4.2.4. State filtering

Filtering is the final step involved in the DSE process. In this step, bad data are filtered out from the measurement set using the measurements that arrive at time instant ‘ $k + 1$ ’ and the predicted information obtained in the prediction step of the dynamic estimation process. The EKF is widely used method to do the filtering step [76]. The recursions of EKF based methods, using the measurements coming at time instant ‘ $k + 1$ ’ i.e.  $z_{k+1} = h(x_{k+1}) + e_{k+1}$  are given by [3].

$$\hat{x}_{k+1} = \tilde{x}_{k+1} + K_{k+1}[z_{k+1} - h(\tilde{x}_{k+1})] \quad (28)$$

Where;

$$\tilde{x}_{k+1} = F_k \hat{x}_k + g_k \quad (29)$$

$$K_{k+1} = \sum_{k+1} H_{k+1}^T Q^{-1} \quad (30)$$

$$\sum_{k+1} = [H_{k+1}^T Q^{-1} H_{k+1} + M_{k+1}^{-1}]^{-1} \quad (31)$$

$$M_{k+1} = F_k \sum_k F_k^T + P \quad (32)$$

Other formulations of DSE can be found in [25], and more detailed survey on DSE techniques can be found in [77].

From the literature, it can be observed that the DSE or FASE techniques are more focused on TSS, such as the studies done in [67,71] and [78]. In [67], an exponential-weight function is used to increase the robustness of the EKF-based estimator. Another modification to this algorithm is given in [69], in which the Taylor's series of the non-linear measurement function is expanded to include the second order term, which enhances the accuracy of the estimation process. EKF utilizes the linearization of the dynamics of the system involved, which has inherent flaws. In [79], a new variant of Kalman filter, namely UKF, is proposed which has the same computational expense as EKF. The authors in [80], discuss various flaws of EKF and extend the use of UKF to other diverse applications such as system-identification, ANN-training and problems of dual-estimation. Although UKF has been applied to non-linear systems with specific models, it was first applied to power systems, in which a specific system model does not exist. In [81], the authors have reformulated UKF for power systems, which is compared to EKF and to WLS for diverse simulation scenarios such as normal operating conditions, bad data, and sudden load variation. The authors concluded that comparatively UKF performs better in all the simulated scenarios. In [82], a UKF-based hybrid-dynamic estimator is proposed, which incorporates measurements from both the commonly available SCADA system and PMUs. The algorithm was validated for IEEE 14-bus and New England 39-bus networks and compared with conventional UKF, and it was shown that the proposed algorithm outperforms the conventional UKF. Another UKF-based estimator that accounts for randomly delayed measurements, namely UKF-RD, is presented in [83], in which the simulation results demonstrated the accuracy of UKF-RD compared to conventional UKF.

Although dynamic estimators have been proposed for TSS, only a few studies have discussed the DSE solution for DSs. In [84], a UKF-



based estimator is proposed for DNs considering renewable energy integration. Since DNs lack real-time measurements, network observability is achieved using pseudo measurements, which are generated using load forecasting. In this regard, the authors in [85], propose a UKF-based dynamic estimator, which utilizes short-term load and DG forecasting for generating pseudo measurements. This algorithm was validated using a 123-bus DN to demonstrate its effectiveness. Various dynamic estimators have been applied to power TSs, but from the DS perspective, DSE techniques are not very prevalent, possibly due to the following reasons.

1. FASE techniques require measurements with high resolution (e.g. from PMUs), which is so far not possible in DS due to a lack of communication infrastructure [86,87].
2. The large problem size of DS (due to its dense nature) can lead to a huge computational burden [8].

## 5. Multi-area DSSE

The DSs are denser as compared to TSs due to the increased number of nodes per unit area. This predicts that SE is likely to face large computational challenges, creating the need for more computational resources. To remedy this problem, the large network is divided into smaller networks, each consisting of an LSE. The LSE of each network area estimates the state of its concerned area network using the measurements from that particular area.

$$z_l = h_l(x_l) + \omega_l, l = 1 \dots L \quad (33)$$

Where  $x_l = [x_{il}^T x_{hl}^T]^T$  is the state estimate of local area network 'l'. The state vector comprises the internal state variables (i.e.  $x_{il}$ ) of any particular area and border or tie-lines state variables (i.e.  $x_{hl}$ ) between two neighboring network-areas. A central estimator coordinates all the network-areas and processes and augments the states of the individual network-areas into a single state vector that represents the whole system (see Fig. 9).

MASE may or may not contain a central coordinator. MASE with central coordinators are called hierarchical-MASE in the literature, whereas those without it are decentralized-MASE [27]. Fig. 9 shows an example of hierarchical-MASE, but if the central estimator is ignored it will become decentralized-MASE. In [88], authors propose a hierarchical-MASE with an alternative approach through which sensitivity-functions are exchanged instead of system-states between the neighboring areas. This improves convergence speed and reduces the data exchanges between the neighboring areas [88]. A decentralized-MASE is proposed in [89], which undertakes a two-step estimation process to determine the state of a large DS. A large DN is first divided into manageable local-area networks based on geography, various topological-constraints and available metering infrastructure. Later, local estimates for all the network-areas are obtained, which are utilized by the second estimation step to determine the updated state of the whole DS. In [90], a distributed-DSSE is presented which can take into account different types of measurement data from PMUs, smart

meters, and SCADA to estimate the state of the DN. The main advantage of this method is its applicability to both radial and meshed networks with frequently-varying system configuration. Another robust and fully decentralized-MASE based on BSE is proposed in [91], which takes into account non-linear measurements. Although MASE is an attractive paradigm, it has certain inherent drawbacks such as heavy dependency on the communication network between the neighboring areas. To cope with the challenge of this computational burden and to relieve the communication infrastructure, a decentralized UKF-based MASE is proposed in [92] for the power system SE along with a consensus-algorithm. The authors propose a multi-area dynamic state estimator which splits the network into non-overlapping areas and carries out estimation for each area locally. Later, the consensus-algorithm initiates local communication among the neighboring network-areas to exchange state information. Another work on MASE technique can be found in [93], in which event-driven sensing, estimation and communication is implemented to minimize the data exchange and thus, reduce the dependency on the communication network.

Multi-area DSSEs are robust and computationally efficient, but they come with problems of time-skewness due to non-synchronized measurements obtained in different network-areas [3]. A more detailed survey on MASE and associated challenges can be found in [27].

## 6. Future research directions for DSSE

With the grid becoming more and more intelligent, it is getting more dynamic and complex. The events occurring in smart grids will be difficult to control manually. This in turn would require the extension of monitoring and control to the distribution level. Hence, DSSE will play a vital role in future smart DS. In the following sections, several new research areas for DSSE are discussed.

### 6.1. Intelligent load forecast techniques for DSSE

DSs have fewer available real measurements than TSs do. These are not sufficient for ensuring system observability, which is crucial for the state estimator to work. In the literature, the remedy to this problem is performed through load forecasting. In this regard, ML and ANN-based methods present a viable solution. A detailed review on the application of ANNs for load forecasting can be found in [94]. In [95], an ANN-based load forecasting model is presented in which pseudo measurements are generated for DSSE. Another load estimator based on a ML technique is proposed in [96], in which the load model developed works in a closed loop and has the capability of training itself as new measurement data comes in and thus, enhances the performance of DSSE. Closed loop models are developed for the load forecast in [97,98]. These have the advantage of increased accuracy resulting in improved performance of DSSE. Similar approaches are used in [99,100] to accurately estimate the load, thus enhancing the accuracy of DSSE. A real-time load modeling technique is presented in [99], in which the customer load curves data and measurements of line flows have been utilized to approximate the uncertainty in the load estimates, which are used by DSSE. Another technique for generating pseudo measurements for DSSE is proposed in [100], in which the authors use a Gaussian mixture model to represent the load probability density function in DSs, where the mixture parameters are attained through a EM algorithm. These load models can be used by DSSE as pseudo-measurements.

### 6.2. Event-triggered DSSE techniques

One of the challenges involved in extending the TSSE to the DS is increased computational burden due to the big problem size of DNs. In [8] and [101,102] an event-triggered approach is applied to the existing WLS SE to improve its computational efficiency and estimation

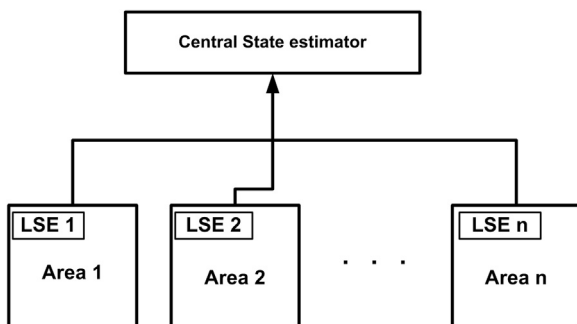


Fig. 9. Multi-area SE.



accuracy in the presence of variable energy sources. The results obtained with the developed SE technique are more promising than the existing WLS SE. In [93] an event-triggered MASE is developed which is able to perform event-based sensing, estimation and communication. The occurrence of an event happens if there is sufficient novelty in the measurements above a certain threshold value. The advantage of this method is that it makes efficient use of communication and computational resources. In the literature, event-triggered approaches have also been adopted for model identification, especially in DSs where topology errors are more common because not all the breakers are monitored. The detection and elimination of these errors are necessary for accurate estimation. In [103], the authors present a topology identification algorithm based on RBA. Various critical power system configurations are defined as different topologies in a model bank. The SE algorithm is run for all topologies in parallel, and Bayesian-based probabilities are calculated for all of the models. The probability of the correct topology model reaches ‘1’, whereas those of others converge to zero. The a-posteriori probability of correct model  $\psi_i$  is given by (34);

$$p(\psi_i | e^j) = \frac{p(e^j | \psi_i) p(\psi_i | e^{j-1})}{\sum_{k=1}^{N_m} p(e^j | \psi_k) p(\psi_k | e^{j-1})} \quad (34)$$

Where  $e = \{e_1^j, e_2^j, e_3^j, \dots, e_m^j\}$ , are the corresponding error vectors for models  $\{\psi_1, \psi_2, \psi_3, \dots, \psi_{N_m}\}$  respectively;  $p(\psi_i | e)$  is the a-priori probability, and  $p(e^j | \psi_i)$  is the probability of i-th model error. Although this approach is effective in identifying the correct topology, it may converge slowly in the presence of noise. This problem is addressed by [104], in which the authors propose a Seidel-type recursive Bayesian approach and it is shown that the convergence speed is improved even in the presence of noise. Very recently, an SOR-based RBA is proposed in [105], which has further increased the convergence speed of both basic-RBA and Seidel-type RBA. Topology identification results for all three algorithms for the IEEE 6-bus system [11] are shown in Fig. 10, for a case of 10% noise in the measurements. It can be observed that all the algorithms end up selecting the correct system configuration but with different convergence speed, and SOR-RBA converges quickly as compared to the Seidel-type RBA and the basic-RBA in the presence of noise.

A similar approach can be found in [106], where three estimators, namely WLS, EKF and UKF, are used, and it is shown that when the topology is known a-priori, UKF performs better than WLS and EKF. However, when the topology is not known a-priori, a configuration change is detected using a forecast-aided technique and later, the correct topology is recognized from a bank of available options using an event-triggered based recursive Bayesian filter.

Although Bayesian based topology identification methods perform well for smaller and medium sized networks, their performance may degrade for larger networks due to an increased number of possible topologies in the model bank [107]. In [107], the authors implemented event-driven RBA algorithm and generalized-SE for configuration identification of 48-bus MV DN with DG and microgrid integration. The performance of both algorithms is evaluated in the presence of an increased number of system topologies and in the presence of noise. It is shown that the computational performance of the RBA-based approach deteriorates compared to that of the generalized-SE when the number of configurations in the model bank are increased. This in turn motivates seeking of more accurate and computationally efficient power system topology identification algorithms in the future.

### 6.3. Incorporation of PMU measurements in DSSE

Power systems are becoming more dynamic with the added role of DERs. These resources, being stochastic in nature, add uncertainties to power system dynamics. These fast changing dynamics may not fully be captured by traditional SCADA sensors. Therefore, PMUs came into

picture in the year 1980 [3], which are capable of providing synchronized measurements of voltage and current phasors with a time stamp from a GPS. These synchronized measurements can help avoid iterative SE techniques by providing a linear relation between measurements and states, ultimately reducing the computational complexity of these algorithms [3]. They could prove to be more useful in DSs, where DSSE would likely face more challenges like computational complexity and estimation accuracy. In [108,109] and [110,111], the authors have worked on the incorporation of PMU in the DSSE algorithm. Beside all these studies, the deployment of PMUs in DNs is not economical. Hence, in [10], the authors developed  $\mu$ PMU to offset the installation costs of these units in DS. In [112], a linear DSSE algorithm is formulated assuming that the DN is completely observable with  $\mu$ PMUs. The disadvantage of [112] is that it assumes the full scale installation of  $\mu$ PMU, which is not yet possible due to economic constraints. In [113], the authors propose a compressive sensing based DSSE algorithm that makes use of a small number of  $\mu$ PMU and utilizes  $l^1$ -norm to solve the underdetermined system. The algorithm was validated for weakly-meshed 123-bus and 134-bus networks with different levels of DER penetration, and a performance comparison of the proposed algorithm and conventional WLS-based DSSE algorithm was made to show the effectiveness of the proposed algorithm. Apart from all these studies,  $\mu$ PMUs are still expensive and their massive deployment in DS is not possible. Today's need is to develop DSSE that can use both synchronized data (e.g. PMU or  $\mu$ PMU data) and non-synchronized data (e.g. smart meters, SCADA sensors and pseudo measurements). In [114], two different ways of fusing PMU data and conventional SCADA measurement data were found for static SE. These are:

- A single stage state estimator in which both conventional SCADA and PMU or  $\mu$ PMU data can be combined to reach an optimal state estimate.
- A hierarchical double stage state estimator in which a state estimate is obtained by using only conventional SCADA measurement data in the first stage. This estimated state is then mixed with the measurement data from PMU and similar units in the second stage to get the optimal state estimate.

Such methods can be extended to DSSE in future.

### 6.4. Inclusion of smart meter measurement data in DSSE

The availability of more DS loads data from smart meters can help better estimate and model the load behavior and as a result can increase the accuracy of DSSE. In the literature, inclusion of smart meter data from AMI is also exploited to increase the accuracy of DSSE algorithms [115,116]. In [117], measurement data from smart meters is used for estimating various network variables such as voltages and line flows etc. Another method is proposed in [118], which uses compressed smart meter data. In [119], an energy forecasting methodology is developed based on smart meter data for the operation of DS having substantial presence of DERs. Voltage and power or equivalent current measurements from AMI are used to estimate the 1-phase or 3-phase DN models [120]. Using data from smart meters can help in providing system observability for certain unmonitored network-areas. However, incorporation of data from smart meters is still challenging because of its non-synchronized and low data rate. The data reporting rate of smart meter is about 15 min, which may not capture the snapshot of system more effectively. In [121], the authors proposed a DSSE algorithm that utilizes non-synchronized smart meter data by proper adjustment of variances for these measurement. Despite of non-synchronized nature of smart meter data, DSSE may rely more on this data. In this regard, the hierarchal estimation techniques that make use of non-synchronized heterogeneous measurements (e.g. PMU data, smart meter data, and SCADA measurements) would be a better solution to look into.

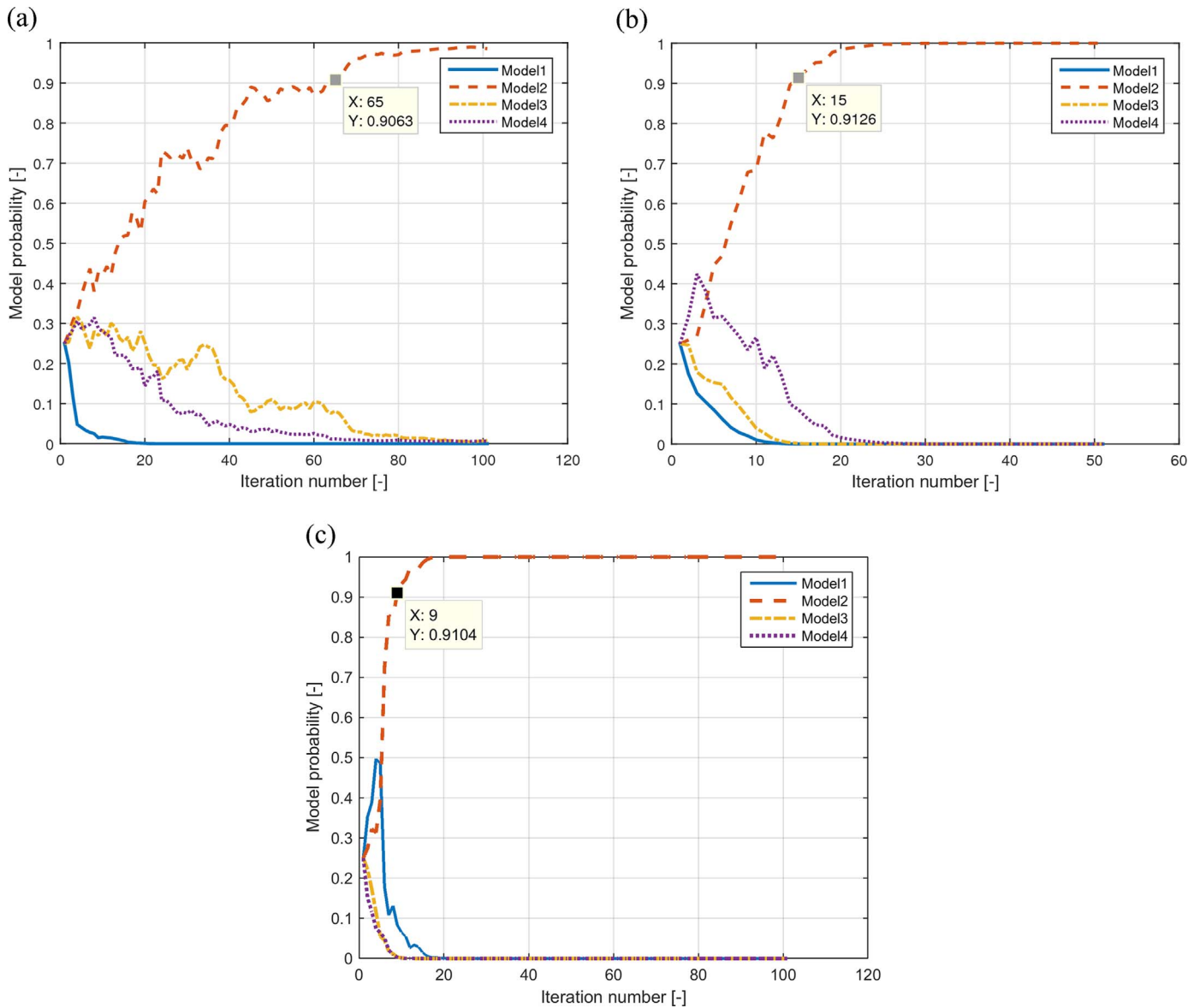


Fig. 10. Three RBA approaches: a) Basic-RBA [103] b) Seidel-type RBA [104] c) SOR-RBA [105].

### 6.5. Advanced energy management systems for DS

ADMS is another good research area where DSSE has to play a fundamental role. The relationship of DMS with its TS counterpart, i.e. EMS, is depicted in Fig. 11. Earlier, DSs were passive with unidirectional power flows, which made their management and control easy. However, the future smart grid is transforming the existing power distribution grid in terms of 1) communication infrastructure, 2) integration of sources of different nature, 3) involvement of different types of loads and equipments, 4) data accumulation, 5) data security and sharing, and 6) deregulation of electricity grid which brings in many business players [122]. Thus, the future grid would be an extraordinary complex grid, whose operations would require certain common platform to increase its operational flexibility by facilitating flexible data exchange and system interoperability [122,123]. This would in turn require a fully functional DMS, which integrate sources and loads of different nature, and provide a platform for different utilities to cooperate in data sharing. In this regard, many researchers have tried to develop management and control functions to enhance system monitoring at the distribution level [124,125]. Algorithms for

three important functions of DMS, namely load estimation, ac power flow, and optimal system re-configuration, are presented in [126]. Another similar study is performed in [127], in which the authors demonstrate the development of standard measurement-acquisition system and a real-time situational-awareness function for the Korean Smart grid initiative project. In [128], the authors developed an application software for DMS, which was used to investigate the effect of missing or delayed measurements on DSSE. In [129], a two-level DSSE algorithm is proposed for DMS of low-voltage (LV) DN. This algorithm was tested on a LV-network, which has a mixture of conventional-generation sources and DGs, smart-loads, and storage-facility. The authors in [130], develop a DMS framework integrating network modeling, SE and control for the implementation of Volt/Var support service. However, these algorithms are proposed mainly for radial DNs and doesn't take into account meshed network topology. In this regard, a possible future work may consider the modification of [130] for meshed network topology with enhanced DG integration. Efficient and quickly convergent power flow algorithms, for instance [131–133], that considers both radial and meshed network models and integration of multi-DER, may be adopted.

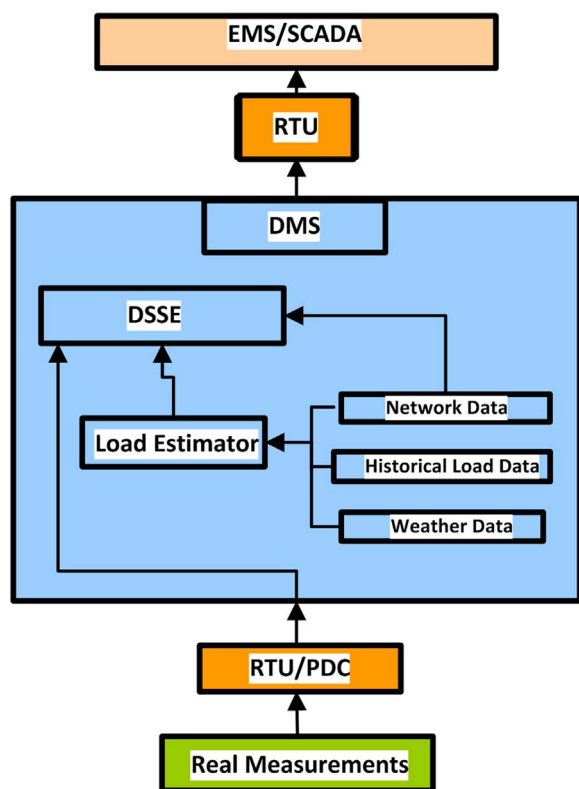


Fig. 11. Relationship between EMS and DMS.

## 7. Conclusion

TSSE is well established and is present as a critical component of EMS because of the well-developed communication infrastructure. However, it is not implemented in the DSs firstly, due to passive nature of DS in which power flows are uni-directional and are easily manageable and secondly, due to the absence of communication infrastructure at this level. With the development of smart grid, which promises many features such as DA, demand responsive loads and increased integration of DERs, the distribution grid is evolving and is turning into active network. In active DS, power flows are bi-directional due to penetration of renewable energy sources, which requires to extend the monitoring and control circle to DS level. Therefore, DSSE will play an essential role in the DMS of such future active networks. This paper provided an overview of DSSE methods, its formulations and its types present in the literature. Furthermore, it provided a few brief possible future research directions for DSSE, including load forecasting for pseudo measurement generation, event-triggered SE, incorporation of PMU or  $\mu$ PMU and smart meter data and finally development of ADMS.

## Conflict of interest

The author(s) declare(s) that there is no conflict of interest regarding the publication of this paper. Also the financial support did not lead to any conflict of interests regarding the publication of this manuscript.

## Acknowledgements

The authors are very thankful to the anonymous reviewers and the editors for their valuable suggestions, which has improved the manuscript significantly.

## References

- [1] Shweppe JWF, Rom D. Power system static state estimation: part I, II, and III. In: Proceedings of the Power Ind. Comput. Conf., 1969.
- [2] Abur A, Exposito AG. Power system state estimation: theory and implementation. CRC press; 2004.
- [3] Huang Y-F, Werner S, Huang J, Kashyap N, Gupta V. State estimation in electric power grids: meeting new challenges presented by the requirements of the future grid. *IEEE Signal Process Mag* 2012;29:33–43.
- [4] Abur A, Rousseaux P. On the Use of PMUs in Power system state estimation; 2011.
- [5] Zhu K, Nordstrom L, Ekstam L. Application and analysis of optimum PMU placement methods with application to state estimation accuracy. In: Proceedings of the Power Energy Soc. Gen. Meet. 2009. PES'09. IEEE, 2009, p. 1–7.
- [6] Hayes B, Prodanovic M. State estimation techniques for electric power distribution systems. *Model. Symp. (EMS)*, 2014 Eur, 2014, p. 303–308.
- [7] Modeling of pseudo measurements for distribution system state estimation - Google Scholar n.d.
- [8] Francy RC, Farid AM, Youcef-Toumi K. Event triggered state estimation techniques for power systems with integrated variable energy resources. *ISA Trans* 2015;56:165–72.
- [9] Abdel-Majeed A, Braun M. Low voltage system state estimation using smart meters. *Univ Power Eng* 2012.
- [10] Von Meier A, Culler D, McEachern A, Arghandeh R. Micro-synchphasors for distribution systems. In: Proceedings of the Innov. Smart Grid Technol. Conference (ISGT), 2014 IEEE PES, 2014, p. 1–5.
- [11] Wood AJ, Wollenberg BF. Power generation, operation, and control. John Wiley & Sons; 2012.
- [12] Alvarado FL. State estimation for the detection of market parameters. In: Proceedings of the Power Eng. Soc. Summer Meet. 2001, vol. 1, 2001, p. 442–7.
- [13] Liu W-H, Wu FF, Lun S-M. Estimation of parameter errors from measurement residuals in state estimation (power systems). *IEEE Trans Power Syst* 1992;7:81–9.
- [14] Costa IS, Leao JA. Identification of topology errors in power system state estimation. *IEEE Trans Power Syst* 1993;8:1531–8.
- [15] Liu W-H, Lim S-L. Parameter error identification and estimation in power system state estimation. *IEEE Trans Power Syst* 1995;10:200–9.
- [16] Alsac O, Vempati N, Stott B, Monticelli A. Generalized state estimation [power systems]. *Power Ind. Comput. Appl.* 1997. In: Proceedings of the 20th Int. Conf., 1997, p. 90–6.
- [17] Castillo E, Conejo AJ, Pruneda RE, Solares C. State estimation observability based on the null space of the measurement Jacobian matrix. *IEEE Trans Power Syst* 2005;20:1656–8.
- [18] Nian-De X, Shi-Ying W, Er-Keng Y. A new approach for detection and identification of multiple bad data in power system state estimation. *IEEE Trans Power Appar Syst* 1982;454–62.
- [19] Monticelli A, Garcia A. Reliable bad data processing for real-time state estimation. *IEEE Trans Power Appar Syst* 1983;1126–39.
- [20] Koglin H-J, Neisius T, Beißler G, Schmitt KD. Bad data detection and identification. *Int J Electr Power Energy Syst* 1990;12:94–103.
- [21] Chen J, Abur A. Placement of PMUs to enable bad data detection in state estimation. *IEEE Trans Power Syst* 2006;21:1608–15.
- [22] Singh D, Misra RK, Singh VK, Pandey RK. Bad data pre-filter for state estimation. *Int J Electr Power Energy Syst* 2010;32:1165–74.
- [23] Garcia A, Monticelli A, Abreu P. Fast decoupled state estimation and bad data processing. *IEEE Trans Power Appar Syst* 1979;1645–52.
- [24] Hayes B, Prodanovic M. State Estimation Techniques for Electric Power Distribution Systems. In: Proceedings of the 2014 Eur Model Symp:303–308. doi:<http://dx.doi.org/10.1109/EMS.2014.76>.
- [25] Shivakumar NR, Jain A. A review of power system dynamic state estimation techniques. *Power Syst. Technol.* In: Proceedings of the IEEE Power India Conference 2008. POWERCON 2008. Jt. International Conference, 2008, p. 1–6.
- [26] Li W, Li J, Gao A, Yang J. Review and research trends on state estimation of electrical power systems. In: Proceedings of the Power Energy Eng. Conference (APPEEC), 2011 Asia-Pacific, 2011, p. 1–4.
- [27] Gómez-Expósito A, de la Villa Jaén A, Gómez-Quiles C, Rousseaux P, Van Cutsem T. A taxonomy of multi-area state estimation methods. *Electr Power Syst Res* 2011;81:1060–9.
- [28] Monticelli A. Electric power system state estimation. *Proc IEEE* 2000;88:262–82.
- [29] Roytelman I, Shahidehpour SM. State Estimation for Electric Power Distribution Systems in Quasi real-Time Conditions. *IEEE Trans Power Deliv* 1993;8:2009–15. <http://dx.doi.org/10.1109/61.248315>.
- [30] Lu CN, Teng JH, Liu W-H. Distribution system state estimation. *IEEE Trans Power Syst* 1995;10:229–40.
- [31] Sakis Melopoulos aP, Zhang F. Multiphase power flow and state estimation for power distribution systems. *Power Syst IEEE Trans* 1996;11:939–46. <http://dx.doi.org/10.1109/59.496178>.
- [32] Baran ME, Kelley AW. A branch-current-based state estimation method for distribution systems. *IEEE Trans Power Syst* 1995;10:483–91.
- [33] Korres GN, Hatzigiorgiou ND, Katsikas PJ. State estimation in Multi-Microgrids. *Eur Trans Electr Power* 2011;21:1178–99.
- [34] Kersting WH. Distribution system modeling and analysis. *Electr. Power Gener. Transm. Distrib.* Third ed.. CRC press; 2012. p. 1–58.
- [35] Stott B, Alsac O. Fast decoupled load flow. *IEEE Trans Power Appar Syst* 1974;859–69.
- [36] Lin W-M, Teng J-H, Chen S-J. A highly efficient algorithm in treating current measurements for the branch-current-based distribution state estimation. *IEEE Trans Power Deliv* 2001;16:433–9.



- [37] Glover JD, Overbye T, Sarma MS. Power system analysis and design. Nelson Educ 2015.
- [38] Gönen T. Electric power distribution system engineering. McGraw-Hill College; 1986.
- [39] Lin W-M, Teng J-H. Distribution fast decoupled state estimation by measurement pairing. IEE Proc-Gener, Transm Distrib 1996;143:43–8.
- [40] Ahmed Shaifu AM. Control of Active Networks. Electr. Distrib. 1997. CIREN, In: Proceedings of the 18th Int. Conf., 2005, p. 1–4.
- [41] Baran ME, Kelley AW. State estimation for real-time monitoring of distribution systems. IEEE Trans Power Syst 1994;9:1601–9.
- [42] Džafić I, Gilles M, Jabr RA, Pal BC, Henselmeyer S. Real time estimation of loads in radial and unsymmetrical three-phase distribution networks. IEEE Trans Power Syst 2013;28:4839–48.
- [43] Džafić I, Jabr R. Real time multiphase state estimation in weakly Meshed distribution networks with Distributed generation. IEEE Trans Power Syst 2017;1, [1].
- [44] Thukaram D, Jerome J, Surapong C. A robust three-phase state estimation algorithm for distribution networks. Electr Power Syst Res 2000;55:191–200.
- [45] Teng J-H. Using voltage measurements to improve the results of branch-current-based state estimators for distribution systems. IEE Proc-Gener, Transm Distrib 2002;149:667–72.
- [46] Choi S, Kim B, Cokkinides GJ, Meliopoulos APS. Feasibility study: autonomous state estimation in distribution systems. IEEE Trans Power Syst 2011;26:2109–17.
- [47] Khorshidi R, Shabaninia F, Niknam T. A new smart approach for state estimation of distribution grids considering renewable energy sources. Energy 2016.
- [48] Issicaba D, Costa A. Real-time monitoring of points of common coupling in distribution systems through state estimation and geometric tests. IEEE Trans 2016.
- [49] Zhu J, Abur A. Effect of phasor measurements on the choice of reference bus for state estimation. In: Proceedings of the Power Eng. Soc. Gen. Meet. 2007. IEEE, 2007, p. 1–5.
- [50] Thorp J, Phadke A, Karimi K. Real time voltage-phasor measurement for static state estimation. IEEE Trans Power 1985.
- [51] Lin W-M, Teng J-H. State estimation for distribution systems with zero-injection constraints. IEEE Trans Power Syst 1996;11:518–24.
- [52] Peres W, Oliveira E, Pereira JL, Alves GO. Branch current based state estimation: Equality-constrained wls and augmented matrix approaches. An. do XX Congr. Bras. Autom{á}tica, Belo Horiz., 2014, p. 3198–205.
- [53] Pau M, Pegoraro P, Sulis S. Branch current state estimator for distribution system based on synchronized measurements. Appl Meas 2012.
- [54] de Araujo LR, Penido DRR, Júnior SC, Pereira JLR, Garcia PAN. Comparisons between the three-phase current injection method and the forward/backward sweep method. Int J Electr Power Energy Syst 2010;32:825–33.
- [55] Li K. State estimation for power distribution system and measurement impacts. IEEE Trans Power Syst 1996;11:911–6.
- [56] Wang S, Cui X, Li Z, Shahidepour M. An improved branch current-based three-phase state estimation algorithm for distribution systems with DGs. Innov. Smart Grid Technol. (ISGT Asia), In: Proceedings of the 2012 IEEE, 2012, p. 1–6.
- [57] Wang H, Schulz NN. A revised branch current-based distribution system state estimation algorithm and meter placement impact. IEEE Trans Power Syst 2004;19:207–13.
- [58] Luiz J, Pereira R, Peres W, José De Oliveira E, Alberto J, Filho P Distribution System State Estimation: Numerical Issues n.d.
- [59] Pau M, Pegoraro PA, Sulis S. WLS distribution system state estimator based on voltages or branch-currents: Accuracy and performance comparison. In: Proceedings of the Instrum. Meas. Technol. Conference (I2MTC), 2013 IEEE International, 2013, p. 493–498.
- [60] Singh R, Pal BC, Jabr RA. Choice of estimator for distribution system state estimation. IET Gener Transm Distrib 2009;3:666–78.
- [61] Singh H, Alvarado FL. Weighted least absolute value state estimation using interior point methods. IEEE Trans Power Syst 1994;9:1478–84.
- [62] Mandal JK, Sinha AK, Roy L. Incorporating nonlinearities of measurement function in power system dynamic state estimation. IEE Proc-Gener, Transm Distrib 1995;142:289–96.
- [63] Zima-Bockarjova M, Zima M, Andersson G. Analysis of the state estimation performance in transient conditions. IEEE Trans Power Syst 2011;26:1866–74.
- [64] Chohan S. Static and tracking state estimation in power systems with bad data analysis. Indian Institute of Technology, DELHI, 1993.
- [65] Do Coutto Filho MB, Glover JD, Da Silva AML. State estimators with forecasting capability. In: Proceedings of the 11th PSCC Proc 1993;2:689–95.
- [66] Debs AS, Lar son RE. A dynamic estimator for tracking the state of a power system. IEEE Trans Power Appar Syst 1970:1670–8.
- [67] Shih K-R, Huang S-J. Application of a robust algorithm for dynamic state estimation of a power system. IEEE Trans Power Syst 2002;17:141–7.
- [68] Ferreira IM, Barbosa FPM. A square root filter algorithm for dynamic state estimation of electric power systems. In: Proceedings of the Electrotech. Conference 1994, 7th Mediterr, 1994, p. 877–880.
- [69] Huang S-J, Shih K-R. Dyn amic-state-estimation scheme including nonlinear measurement function considerations. IEE Proc-Gener, Transm Distrib 2002;149:673–8.
- [70] Da Silva AML, Do Coutto Filho MB, Cantera JMC. An efficient dynamic state estimation algorithm including bad data processing. IEEE Trans Power Syst 1987;2:1050–8.
- [71] Da Silva AML, Do Coutto Filho MB, De Queiroz JF. State forecasting in electric power systems. IEE Proc C (Gener, Transm Distrib 1983;237–44.
- [72] Bahgat A, Sakr MMF, El-Shafei AR. Two level dynamic state estimator for electric power systems based on nonlinear transformation. IEE Proc C (Gener, Transm Distrib 1989;136:15–23.
- [73] Beides HM, Heydt GT. Dynamic state estimation of power system harmonics using Kalman filter methodology. IEEE Trans Power Deliv 1991;6:1663–70.
- [74] Sinha AK, Mondal JK. Dynamic state estimator using ANN based bus load prediction. IEEE Trans Power Syst 1999;14:1219–25.
- [75] Lin J-M, Huang S-J, Shih K-R. Application of sliding surface-enhanced fuzzy control for dynamic state estimation of a power system. IEEE Trans Power Syst 2003;18:570–7.
- [76] Zhai T, Ruan H, Yaz EE. Performance evaluation of extended Kalman filter based state estimation for first order nonlinear dynamic systems. Decis. Control. In: Proceedings of the 42nd IEEE Conference, vol. 2, 2003, p. 1386–1391.
- [77] Do Coutto Filho MB, de Souza JCS. Forecasting-aided state estimation—Part I: panorama. IEEE Trans Power Syst 2009;24:1667–77.
- [78] Blood EA, Krogh BH, Ilic MD. Electric power system static state estimation through Kalman filtering and load forecasting. In: Proceedings of the Power Eng. Soc. Gen. Meet. Deliv. Electr. Energy 21st Century, 2008 IEEE, 2008, p. 1–6.
- [79] Julier S, Uhlmann J. New extension of the Kalman filter to nonlinear systems. AeroSense'97; 1997.
- [80] Wan EA, Merwe RVanDer, Rd NWW The Unscented Kalman Filter for Nonlinear Estimation n.d.
- [81] Valverde G, Terzija V. Unscented Kalman filter for power system dynamic state estimation. IET Gener Transm Distrib 2011;5:29–37.
- [82] Dubej A, Chakrabarti S. An unscented Kalman filter based hybrid state estimator considering conventional and PMU measurements. Power Syst (ICPS), 2016 IEEE 2016.
- [83] Yadav A, Mishra V, Singh A Unscented Kalman filter for arbitrary step randomly delayed measurements. In: Proceedings of the Conference (ICC), 2017 ... 2017.
- [84] Nguyen PH, Venayagamoorthy GK, Kling WL, Ribeiro PF. Dynamic state estimation for distribution networks with renewable energy integration. Int J Smart Grid Clean Energy 2013;2:307–15.
- [85] Sun H, Feng G, Nikovski D. Dynamic state estimation based on unscented Kalman filter and very short-term load and distributed generation forecasting. Power Syst Technol 2016.
- [86] Meliopoulos APS, Cokkinides G, Huang R, Farantatos E, Choi S, Lee Y, et al. Smart grid technologies for autonomous operation and control. IEEE Trans Smart Grid 2011;2:1–10.
- [87] Pau M, Pegoraro PA, Sulis S. Efficient branch-current-based distribution system state estimation including synchronized measurements. IEEE Trans Instrum Meas 2013;62:2419–29.
- [88] Guo Y, Tong L, Wu W, Sun H. Hierarchical multi-area state estimation via sensitivity function Exchanges. IEEE Trans 2017.
- [89] Muscas C, Pau M, Pegoraro P, Sulis S. Multiarea distribution system state estimation. IEEE Trans 2015.
- [90] Huang R, Cokkinides G, Hedrington C. Distribution system distributed quasi-dynamic state estimator. Smart Grid 2016.
- [91] Zheng W, Wu W, Gomez-Exposito A. Distributed robust bilinear state estimation for power systems with nonlinear measurements. Power Syst 2017.
- [92] Qing X, Karimi H, Niu Y, Wang X. Decentralized unscented Kalman filter based on a consensus algorithm for multi-area dynamic state estimation in power systems. J Electr Power Energy 2015.
- [93] Kashyap N, Werner S, Huang Y-F. Event-triggered multi-area state estimation in power systems. Comput. Adv. Multi-Sensor Adapt. Process. In: Proceedings of the (CAMSAP) 4th IEEE International Work, 2011, p. 133–136.
- [94] Hippert HS, Pedreira CE, Souza RC. Neural networks for short-term load forecasting: a review and evaluation. IEEE Trans Power Syst 2001;16:44–55.
- [95] Manitsas E, Singh R, Pal BC, Strbac G. Distribution system state estimation using an artificial neural network approach for pseudo measurement modeling. IEEE Trans Power Syst 2012;27:1888–96.
- [96] Wu J, He Y, Jenkins N. A robust state estimator for medium voltage distribution networks. IEEE Trans Power Syst 2013;28:1008–16.
- [97] Hayes B, Prodanovic M. Short-term operational planning and state estimation in power distribution networks. In: Proceedings of the Proc. CIREN Elect. Distrib. Work., 2014, p. 1–5.
- [98] Hayes BP, Gruber JK, Prodanovic M. A closed-loop state estimation tool for MV network monitoring and operation. IEEE Trans Smart Grid 2015;6:2116–25.
- [99] Ghosh AK, Lubkeman DL, Jones RH. Load modeling for distribution circuit state estimation. IEEE Trans Power Deliv 1997;12:999–1005.
- [100] Singh R, Pal BC, Jabr RA. Distribution system state estimation through Gaussian mixture model of the load as pseudo-measurement. IET Gener Transm Distrib 2010;4:50–9.
- [101] Francy R, Farid AM, Adegbege A, Youcef-Toumi K. Event-triggered state estimation for variable energy resources management. In: Proceedings of the 9th IET International Conference Adv. Power Syst. Control. Oper. Manag. (APSCOM), 2012 IET, Hong Kong China, IET; 2012.
- [102] Francy R, Farid AM, Youcef-Toumi K. An event triggered tracking state estimator for power systems with integrated wind generation. Power (Power), 2013 IEEE Grenoble 2013:1–6.
- [103] Singh R, Manitsas E, Pal BC, Strbac G. A recursive Bayesian approach for identification of network configuration changes in distribution system state estimation. IEEE Trans Power Syst 2010;25:1329–36.
- [104] Chen Y, Liu F, He G, Mei S. A seidel-type recursive bayesian approach and its applications to power systems. IEEE Trans Power Syst 2012;27:1710–1.
- [105] Ahmad F, Ozsoy E, Rasool A, Sabanovic A, Ahmad Fiaz, Ozsoy Emre, Rasool Akhtar, Sabanovic Asif, Elitas M. Successive-over-relaxation based recursive Bayesian approach for power system configuration identification. COMPEL Int J Comput Math Electr Electron Eng 2017;36(4).



- [106] Huang J, Gupta V, Huang Y-F. Electric grid state estimators for distribution systems with microgrids. In: Proceedings of the Inf. Sci. Syst. (CISS), 2012 46th Annu. Conference, 2012, p. 1–6.
- [107] Hayes B, Escalera A. Event-triggered topology identification for state estimation in active distribution networks. PES Innov Smart Grid 2016.
- [108] Göll M, Abur A. Synchro-phasor based three phase state estimation using modal components. Innov. Smart Grid Technol. (ISGT Eur. In: 2012 Proceedings of the 3rd IEEE PES International Conference Exhib, 2012, p. 1–4.
- [109] Göll M, Abur A. A robust PMU based three-phase state estimator using modal decoupling. IEEE Trans Power Syst 2014;29:2292–9.
- [110] Sarri S, Paolone M, Cherkaoui R, Borghetti A, Napolitano F, Nucci CA. State estimation of active distribution networks: comparison between WLS and iterated Kalman-filter algorithm integrating PMUs. Innov. Smart Grid Technol. (ISGT Eur. 2012 In: Proceedings of the 3rd IEEE PES International Conference Exhib, 2012, p. 1–8.
- [111] Houghton DA, Heydt GT. A linear state estimation formulation for smart distribution systems. IEEE Trans Power Syst 2013;28:1187–95.
- [112] Chen X, Tseng KJ, Amaratunga G. State estimation for distribution systems using micro-synchrophasors. In: Proceedings of the Power Energy Eng. Conference (APPEEC), 2015 IEEE PES Asia-Pacific, 2015, p. 1–5.
- [113] Majidi M, Etezadi-Amoli M, Livani H. Distribution system state estimation using compressive sensing. J Electr Power Energy ... 2017.
- [114] Zhou M, Centeno VA, Thorp JS, Phadke AG. An alternative for including phasor measurements in state estimators. IEEE Trans Power Syst 2006;21:1930–7.
- [115] Baran M, McDermott TE. Distribution system state estimation using AMI data. In: Proceedings of the Power Syst. Conference Expo. 2009. PSCE'09. IEEE/PES, 2009, p. 1–3.
- [116] Arritt RF, Dugan RC, Uluski RW, Weaver TF. Investigation load estimation methods with the use of AMI metering for distribution system analysis. Rural Electr. In: Proceedings of the Power Conference (REPC), 2012 IEEE, 2012, p. B3–1.
- [117] López G, Moreno JI, Amar'is H, Salazar F. Paving the road toward smart grids through large-scale advanced metering infrastructures. Electr Power Syst Res 2015;120:194–205.
- [118] Alam SMS, Natarajan B, Pahwa A. Distribution grid state estimation from compressed measurements. IEEE Trans Smart Grid 2014;5:1631–42.
- [119] Hayes B, Prodanovic M. State forecasting and operational planning for distribution network energy management systems. IEEE Trans Smart Grid 2016.
- [120] Peppanen J, Reno M, Broderick R. Distribution system model calibration with big data from AMI and PV inverters. IEEE Trans 2016.
- [121] Alimardani A, Therrien F, Atanackovic D. Distribution system state estimation based on nonsynchronized smart meters. Smart Grid 2015.
- [122] Gray G, Simmins J, Rajappan G. Making distribution automation work: smart data is imperative for growth. IEEE Power 2016.
- [123] Primadianto A, Lu C. A review on distribution system state estimation. IEEE Trans Power Syst 2016.
- [124] Hayes B, Hernando-Gil I, Collin A, Harrison G, Djokic S. Optimal power flow for maximizing network benefits from demand-side management. IEEE Trans Power Syst 2014;29:1739–47.
- [125] Meliopoulos APS, Polymeneas E, Tan Z, Huang R, Zhao D. Advanced distribution management system. IEEE Trans Smart Grid 2013;4:2109–17.
- [126] Vargas A, Samper ME. Real-time monitoring and economic dispatch of smart distribution grids: high performance algorithms for DMS applications. IEEE Trans Smart Grid 2012;3:866–77.
- [127] Song I-K, Yun S-Y, Kwon S-C, Kwak N-H. Design of smart distribution management system for obtaining real-time security analysis and predictive operation in Korea. IEEE Trans Smart Grid 2013;4:375–82.
- [128] Celli G, Pegoraro P, Pilo F, Pisano G. DMS cyber-physical simulation for assessing the impact of state estimation and communication media in smart grid operation. IEEE Trans 2014.
- [129] D'Agostino F, Massucco S, Silvestro F. Implementation of a distribution state estimation algorithm on a low voltage test facility with distributed energy resources. (ISGT-Europe), 2016 ... 2016.
- [130] Deshmukh S, Natarajan B, Pahwa A. State estimation and voltage/VAR control in distribution network with intermittent measurements. IEEE Trans Smart Grid 2014;5:200–9.
- [131] Baghaee H, Mirsalim M. Power calculation using RBF neural networks to improve power sharing of hierarchical control scheme in multi-DER microgrids. IEEE J 2016.
- [132] Baghaee H, Mirsalim M, Gharehpetian G. Application of RBF neural networks and unscented transformation in probabilistic power-flow of microgrids including correlated wind/PV units and plug-in hybrid. Model Pract 2017.
- [133] Baghaee HR, Mirsalim M, Gharehpetian GB, Talebi HA. Three-phase AC/DC power-flow for balanced/unbalanced microgrids including wind/solar, droop-controlled and electronically-coupled distributed energy resources using radial basis function neural networks. IET Power Electron 2017;10:313–28. <http://dx.doi.org/10.1049/iet-pel.2016.0010>.